

City of Mountain Park Public Safety Oversight Committee Public Hearing 11/17/2021

Information contained herein is based on publicly available source data
To the best of the committee's knowledge all information is current and accurate

Public Safety Overview

Initial Narrow Scope –

- Review Mountain Park Volunteer Fire and Rescue (“MPVFR”) needs:
 - MPVFR Operating Costs
 - Equipment Costs (“Replace & Repair”)
 - Current State of Volunteers
 - Training Requirements of Volunteers

Future Scope -

- Policing Services
- Fire and Emergency Services
- Non-Emergency Public Safety Services (“Good Cause”)
- Emergency Management
 - Hazard Mitigation Planning as required by the Disaster Mitigation Act of 2000
 - Coordination with the Federal Emergency Management Association (“FEMA”) and continued qualification for Hazard Mitigation Assistance Grant Program (“HMA”)
- Animal Control agreements and costing

Public Safety Summary

Service	Previous Costs /Yr	Current Costs /Yr	Current State
E911 Dispatch Services	\$0	\$17,520	Provided by Roswell E911 Dispatch Center
Policing Services	\$34,000 Incl.'s E911 Dispatch, Policing & incarceration	\$0 Incl.'s Policing & Incarceration	Roswell PD (historical)
E911 Emergency Policing			Fulton County Sheriff (or RPD if Sheriff cannot respond)
Non-Emergency Policing			Fulton County Sheriff
E911 Fire and EMS	~\$48,700 Avg MPVFR Costs: OpEx, CapEx, Training	\$88,608 based on current Roswell Agreement	
Fire Emergency Only			Roswell Fire Dept
Medical Emergency Only			Roswell Fire Dept
Good Cause			Unknown - Not provided for in Current Contract
Ambulatory Services	Your Insurance	Your Insurance	RFD EMS Dispatched if E911 Emergency
Natural Disaster (FEMA)			Unknown
Animal Control	~\$270 /Call	~\$270 /Call	Fulton County Animal Control

Note: Data from City of Mountain Park historical actual and budget and current Public Safety contracts

CALL 911 !

An emergency is any situation that requires immediate assistance from the police, fire department or ambulance. Examples include:

- A fire
- A crime, especially if in progress
- A car crash, especially if someone is injured
- A medical emergency, especially for symptoms that require immediate medical attention

When you call 911, be prepared to answer questions, which may include:

- The location of the emergency, including the street address (Tell them the “City of Mountain Park”)
- The phone number you are calling from
- The nature of the emergency

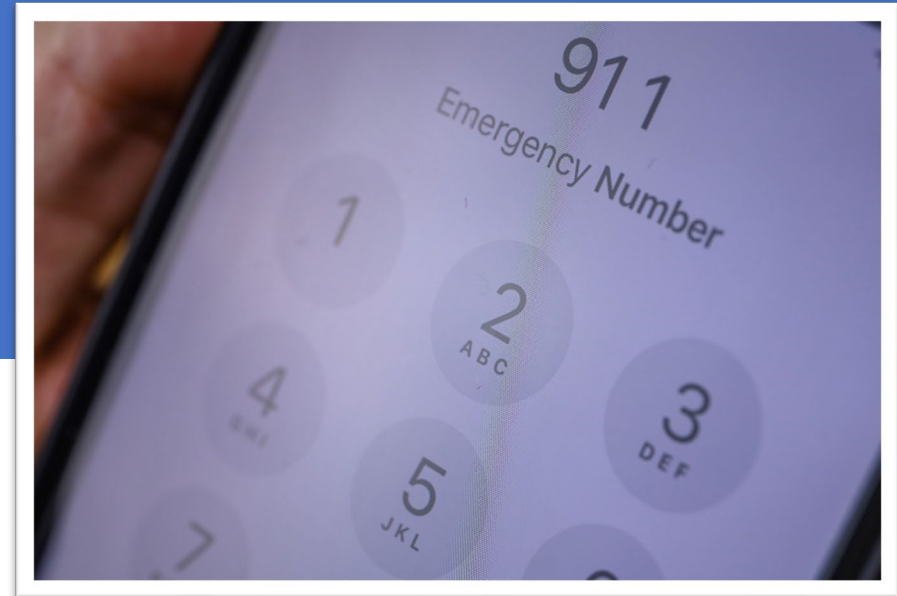
Wireless E911 Calls

Wireless 911 rules aim to provide 911 call centers with meaningful, accurate location information so that local emergency responders can be dispatched quickly to help wireless 911 callers.

However, even in 2021, when you call 911 from a mobile phone, your mobile provider may route calls to a regional center, based on a tower location and whether it can determine your location.

In other words, a E911 Operator in a different city or county may answer.

Once they have the information, then the E911 Operator can transfer you to the correct center.




Who Ya Gonna Call?

Service	Department	Phone Number
Non-Emergency Policing	Fulton County Sherriff Dept	404-730-7911
Animal Control Issue	Fulton County Animal Control	404-613-0358
Code Enforcement	Mountain Park City Hall	770-993-4231

Unsure if your situation is an
emergency or not?

Dial 911



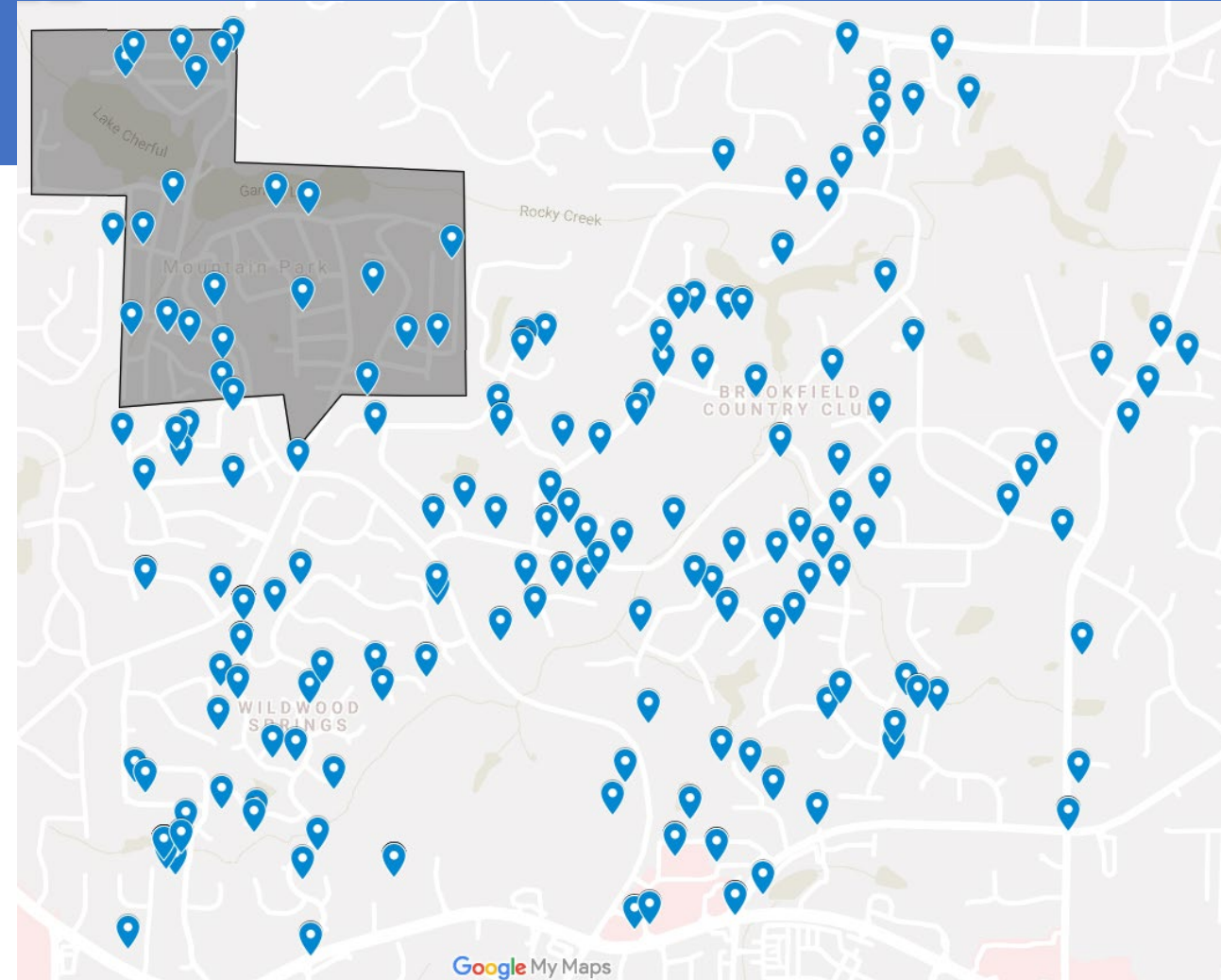
Dispatch: 1/1/21 – 9/30/21

E911 calls MPVFR (E-20/SQ-20) would have been dispatched to, had they been in operation in 2021 in accordance with the IGA

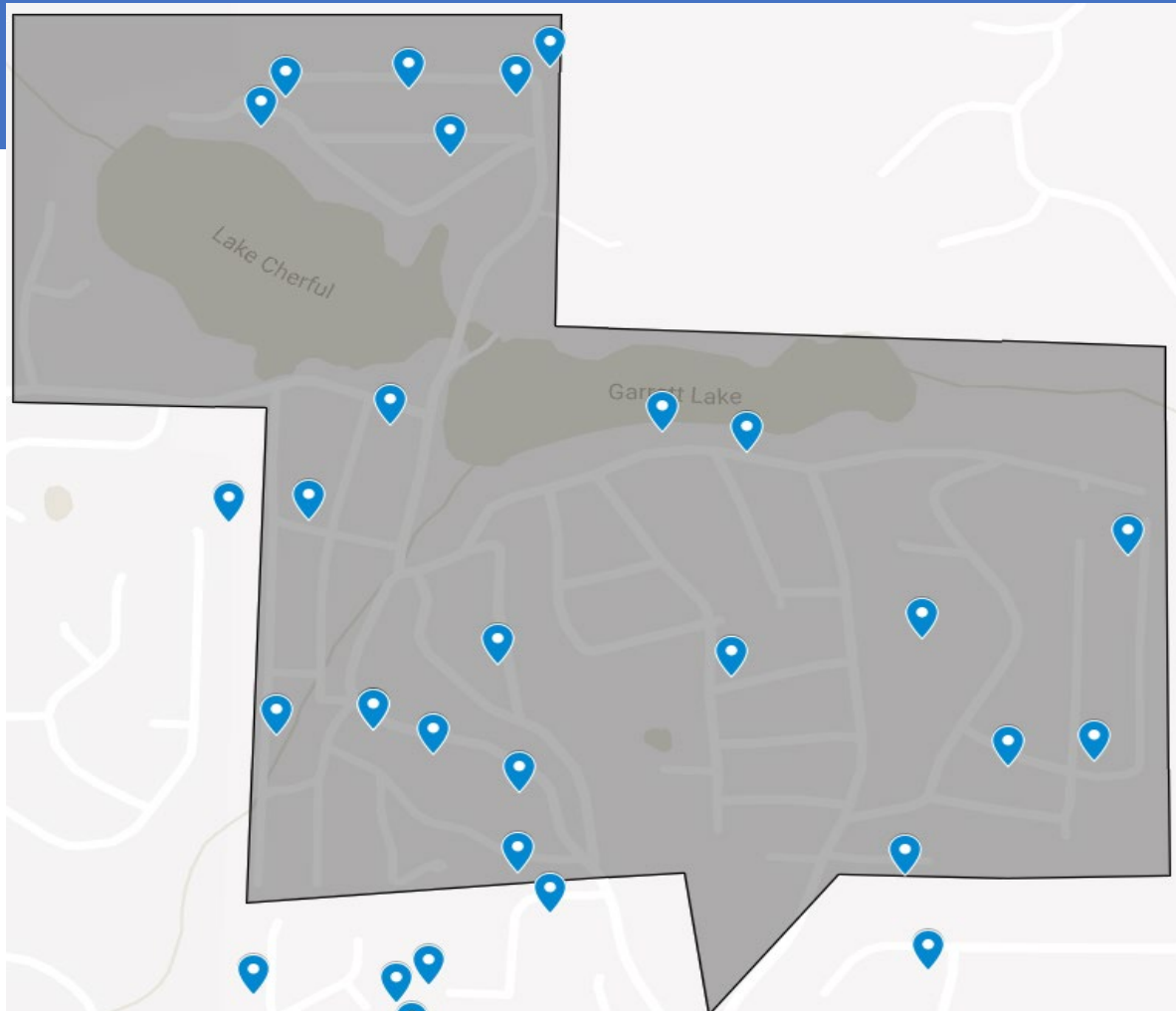
Row Labels	Count of Event #	Pct (%)
Mountain Park	20	8%
+ Fire	3	15%
+ Good Cause	7	35%
+ Medical	10	50%
Roswell	240	92%
+ Fire	32	13%
+ Good Cause	50	21%
+ Medical	158	66%
Grand Total	260	100%

Row Labels	Jan	Feb	Mar	Apr	May	Jun	Jul	Aug	Sep	Grand Total
Mountain Park	1	1	2	4	4	1	2	4	1	20
+ Fire			1	1	1					3
+ Good Cause		1		3	1		1	1		7
+ Medical	1		1		2	1	1	3	1	10
Roswell	34	17	23	30	36	32	20	28	20	240
+ Fire	5	1	4	4	7	3	3	4	1	32
+ Good Cause	6	3	8	6	7	6	4	5	5	50
+ Medical	23	13	11	20	22	23	13	19	14	158
Grand Total	35	18	25	34	40	33	22	32	21	260

Note: Data provided from Roswell E911 Dispatch Center on Oct 15, 2021



Mountain Park Only: 1/1/21 – 9/30/21



Note: Data provided from Roswell E911 Dispatch Center on Oct 15 2021

Mountain Park	20	8%
Fire	3	15%
ALARM	1	33%
FIRE	1	33%
STRUCTURE FIRE	1	33%
Good Cause	7	35%
ACCIDENT	1	14%
ELECTRIC	1	14%
GAS LEAK	1	14%
SERVICE	4	57%
Medical	10	50%
BLEEDING	1	10%
BREATHING	1	10%
FALL	1	10%
SICK	4	40%
TRAUMA	3	30%

MPVFR – Historical Costs

Operating Costs

	2010	2011	2012	2012-2013	2013-2014	2014-2015	2015-2016	2016-2017	2017-2018	2018-2019	2019-2020
MPVFR Operating	\$ 26,711	\$ 38,231	\$ 30,780	\$ 41,690	\$ 50,752	\$ 36,886	\$ 36,983	\$ 57,887	\$ 22,019	\$ 15,166	\$ 51,294
MPVFR Training	\$ 4,500	\$ 4,000	\$ 2,250	\$ 3,500	\$ 3,448	\$ 3,500	\$ 214	\$ 2,200	\$ 2,599	\$ 695	\$ 2,700
Total MPVFR	\$ 31,211	\$ 42,231	\$ 33,030	\$ 45,190	\$ 54,200	\$ 40,386	\$ 37,197	\$ 60,087	\$ 24,618	\$ 15,861	\$ 53,994

	Average	Maximum	Minimum
MPVFR Operating	\$ 37,127	\$ 57,887	\$ 15,166
MPVFR Training	\$ 2,691	\$ 4,500	\$ 214
MPVFR	\$ 39,819	\$ 60,087	\$ 15,861

Capital Costs

Capital Spending and offset	2010	2011	2012	2012-2013	2013-2014	2014-2015	2015-2016	2016-2017	2017-2018	2018-2019	2019-2020
Principal Debt - Squad Vehicle							\$ 8,408	\$ 8,712	\$ 9,029	\$ 9,356	
Public Safety - Bldg Improvements		\$ 30,000									
Fire Truck		\$ 60,000									
Gator 4x4		\$ 5,000									
Radios										\$ 6,594	\$ 25,000
FEMA HAS Grant							\$ (32,000)				
Total		\$ 95,000	\$ -	\$ -	\$ -	\$ -	\$ (23,592)	\$ 8,712	\$ 9,029	\$ 15,951	\$ 25,000

Note: Data from City of Mountain Park historical actual and budget and current Public Safety contracts

MPVFR – Expected Operating Costs

Operating Costs

Operating Costs	Year 1	Year 2	Year 3	Notes
Routine Scheduled Maintenance	\$ 3,118	\$ 3,100	\$ 3,100	
Unscheduled Repairs and Maintenance	\$ 2,960	\$ 3,000	\$ 3,000	
Radio System User Fee	\$ 5,040	\$ 5,040	\$ 5,040	
Telephone	\$ 2,000	\$ 2,000	\$ 2,000	
Fire Dept. Electricity	\$ 1,900	\$ 1,900	\$ 1,900	
Small Equipment - Supression	\$ 6,600	\$ 6,600	\$ 6,600	
Consumables	\$ 3,800	\$ 3,800	\$ 3,800	
Appartus fuel	\$ 1,300	\$ 1,300	\$ 1,300	
Insurance Other Than Employee	\$ 3,400	\$ 3,400	\$ 3,400	
Subtotal Operations	\$ 30,118	\$ 30,140	\$ 30,140	

Other Education Personnel Training	Year 1	Year 2	Year 3	Notes
<i>GA EMR 64 hrs Instr Recert (ea 2yrs)</i>	\$ 4,270	\$ 1,830	\$ 1,830	\$610/per Student
<i>GA EMT +CPR ReCert 130 hrs Instr (Lic Ren ea 2yrs)</i>	6000.00	6000.00	6000.00	\$3000/per Student
<i>Ga AEMT +CPR ReCert 40 hrs Instr (ea 2yrs)</i>	3000.00	3000.00	3000.00	\$3000/per Student
<i>EMT & AEMT Combo</i>	6150.00	6150.00	6150.00	\$6150/per Student
<i>Ga Paramedic +CPR&ACLS ReCert 40 hrs Instr (Lic Ren ea 2yrs)</i>				Not expected to Lic Paramedics
Subtotal Training	\$ 19,420	\$ 16,980	\$ 16,980	

Note: Operating Cost Data from City of Mountain Park historical actual and current invoices

Note: Training Costs based on School Pricing (GeorgiaEMT.com)

MPVFR – Expected Costs

Capital and Total

Equipment and Capital Costs

Equipment Costs (Capital Expense)	Year 1	Year 2	Year 3	Notes
Turn Out Gear Costs	\$ 7,480	\$ 3,740	\$ 3,740	\$3,740/Gear (2 Sets)
SCBA Cylinders (30 min)	\$ 11,596	\$ 11,596	\$ 11,596	\$1,449/SCBA - 8 SCBA/yr
Motorola Quote for APX4000 Portable	\$ 7,851	\$ 3,926	\$ 3,926	\$3,926/Radio - Digital Radio Standard
Subtotal Capital Expense	\$ 26,927	\$ 19,261	\$ 19,261	

Total Costs

Total Expenses	Year 1	Year 2	Year 3
Operating and Training	\$ 49,538	\$ 47,120	\$ 47,120
Equipment and Capital Costs	\$ 26,927	\$ 19,261	\$ 19,261
Total Expenses	\$ 76,465	\$ 66,381	\$ 66,381

Note: Capital Cost Data from based on company pricing

Volunteers and Training

Current Staffing



Seven (7) Cross Trained –
Firefighter/EMS



One (1) - Paramedic



Two (2) Untrained
Volunteers –
Slated for EMS Training



Two (2) Station
Administration

Training

Firefighter –

- Registered Volunteer
- Firefighter 1 – Trained
- Firefighter 2 – Desired by Most Fire Dept.

Medical –

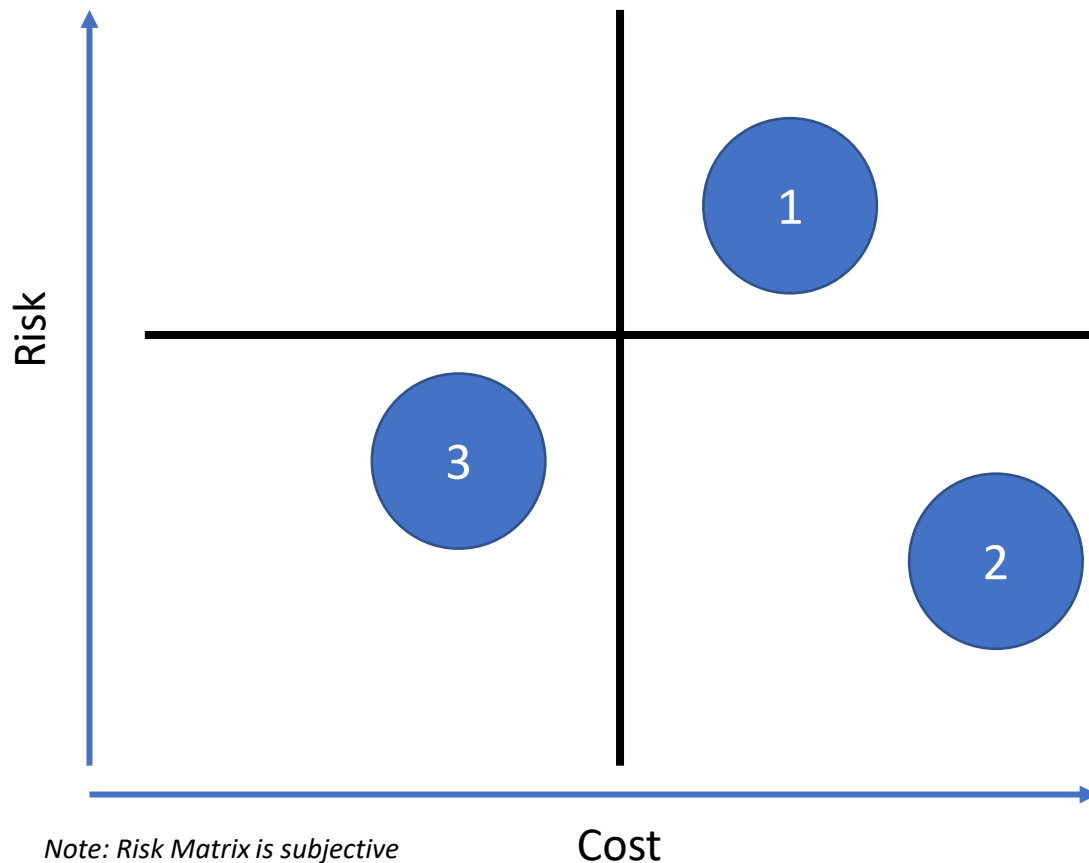
- EMR - First Responder
- EMT – Minimum Standards by Most Depts
- Advance EMT – Some Fire Departments
- Paramedic –
 - Tech School or In-house Certification
 - College – Two Year Degree

Fictitious Staffing (for Illustrative Purpose Only)

Days	Mon	Tue	Wed	Thu	Fri	Sat	Sun	Total	Average Hr / Vol
24/Coverage	48	48	48	48	48	48	48	336	
18 Volunteers	34	34	34	34	34	34	34	238	13
Pct Coverage	71%	71%	71%	71%	71%	71%	71%	71%	8%

Note: Training is based on Georgia standards and generally accepted training levels standard of Georgia Fire Departments

Options Cost/Risk Matrix



Note: Risk Matrix is subjective

Option 1 – Dissolve MPVFR & continue w/ Roswell Agreement Only

- Pro: 24/7 Coverage
- Con: No Good Cause Response
- Con: Anticipated Longer Response Times
- Con: Higher Annualized Cost based on current Agreement (Future Costs Uncertain)

Option 2 – Continue w/ Roswell Agreement & Recruit MPVFR

- Pro: Training our own force
- Pro: Good Cause Response
- Pro: Shorter Response Time
- Pro: Potential for renewed IGA
- Con: Cost of both Roswell and MVFPR for at least 18 mo
- Con: MPVFR not fully or 60% staffed for at least 12+ mo

Option 3 – MPVFR is EMS Services Only

- Pro: Answers Majority of Call
- Pro/Con: Roswell is still contracted for Fire and unstaffed times
- Pro: Reduce cost of Equipment and Training
- Con: Not staffed for Fire and Longer Response times for Fire
- Con: MPVFR not fully or 60% staffed for at least 12+ mo

Public Hearing Forum

In-Person

- Individual should stand (if able)
- State their name
- State their Feedback (time limit 2 min)

Via Zoom

- Online (Zoom) send comments to Chat Forum
- Email Comments to:
scott.read@mountainparkgov.com